

AZAAN INTERNATIONAL SCHOOL

Grade - II

Activity Sheet- I

Subject-ENGLISH

Name: _____ Class: _____ Sec: _____

I. Sort and write common noun and proper noun given in the help box.

Man Tuesday Country Raj School Jupiter pen Dubai

Common Noun	Proper Noun
1.	
2.	
3.	
4.	

II. Match the action words to the correct pictures.

1. wash

2. drink

3. eat



III. Write the missing letters of each word.

1. C l _ _ t _ r.

2. S h _ _ l s.

3. C r _ _ t.

4. F r _ _ z _ n g.

5. F _ _ t h _ r.

IV. Change these singular nouns to plural nouns by adding s (or) es (or) ies.

1. Shoe - _____

2. Sky - _____

3. Book - _____

4. Potato - _____

5. Dress - _____

AZAAN INTERNATIONAL SCHOOL

Grade - II

Activity Sheet- II

Subject-ENGLISH

Name: _____ Class: _____ Sec: _____

LESSON : 2. THE HIDDEN SUN

I. Choose the correct pronoun for the underlined words in the sentences given below.

1. The train has stopped. ()

- a. He b. She c. It

2. The man is reading a book. ()

- a. It b. He c. She

3. Rosy is a bright student. ()

- a. She b. He c. It

4. Sita , Renu and Priya are friends. ()

- a. They b. It c. We

5. The dog ran behind the car. ()

- a. They b. We c. It

II. Rewrite the sentences using capital letters and full stop wherever necessary.

1. the cat was in the park

2. john didn't go to school today

3. sarah likes playing tennis

4. the tree waved in the wind

5. I live in hyderabad

III. Write the opposites for the given words.

1. Young x _____

2. Wet x _____

3. Long x _____

4. Soft x _____

5. Dark x _____

IV. Match the animals with their sounds.



A. Crock



B. Quack



C. Growl



D. Chatter



E. Roar

AZAAN INTERNATIONAL SCHOOL

Grade - II

Activity Sheet- I

Subject-MATHS

Name: _____ Class: _____ Sec: _____

CHAPTER NO: 1.NUMBERS UP TO 100

I. Write the numbers names for the following.

a. 36- _____

b. 54- _____

c. 48- _____

d. 69- _____

e. 75- _____

f. 88- _____

g. 95- _____


h. 23- _____

i. 100- _____


j. 11- _____

II. Represent each number using rectangles  for tens and dots  for ones.


45-



24-



36-



52-

III. Arrange the numbers in increasing order and decreasing order.

a. 37 29 41 22

Increasing Order: _____

Decreasing Order: _____

b. 26 41 38 59

Increasing Order: _____

Decreasing Order: _____

c. 65 37 72 59

Increasing Order: _____

Decreasing Order: _____

d. 63 73 43 53

Increasing Order: _____

Decreasing Order: _____

AZAAN INTERNATIONAL SCHOOL

Grade - II

Activity Sheet- II

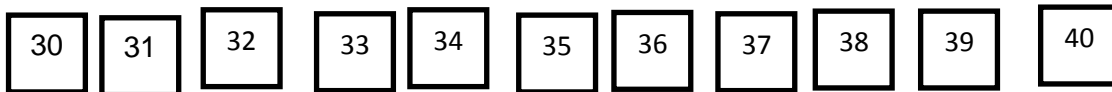
Subject-MATHS

Name: _____ Class: _____ Sec: _____

CHAPTER-2. UNDERSTANDING NUMBER LINES

I. Start from the given number and take forward or backward steps, write the number you have reached and write its number name.

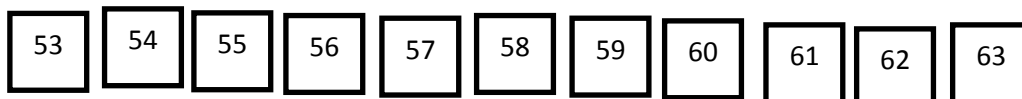
a. Start from 32 and move 8 steps forward.



Started from Reached at

Number name _____

b. Start from 63 and move 7 steps backward.

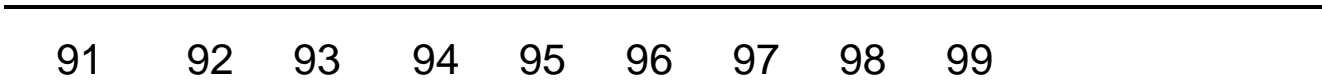


Reached at Started from

Number name _____

II. Locate the given numbers on the number line and arrange them in increasing and decreasing order.

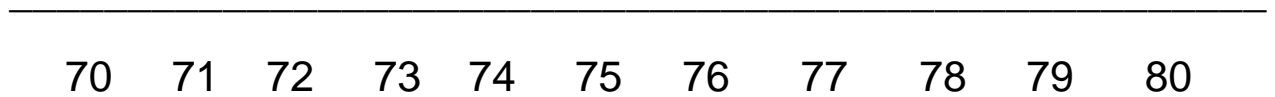
a. 98, 96, 92, 94, 91



Increasing order - _____

Decreasing order - _____

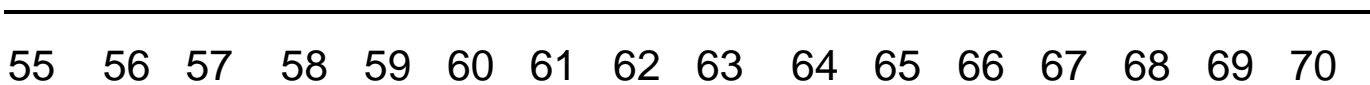
b. 70, 79, 72, 78, 75



Increasing order - _____

Decreasing order - _____

III. Start from 57, move 12 steps forward.



Started from

Reached at

IV. Start from 81, move 19 steps backward.

61 62 63 64 65 66 67 68 69 70 71 72 73 74 75

76 77 78 79 80 81

Reached at started from

V. Add 24 and 15

22 23 24 25 26 27 28 29 30 31 32 33 34 35 36 37 38 39 40

$$\boxed{} + \boxed{} = \boxed{}$$

VI. Subtract 12 from 30

14 15 16 17 18 19 20 21 22 23 24 25 26 27 28 29 30 31 32

$$\boxed{} - \boxed{} = \boxed{}$$

VII. Which is closer to 32? 15 or 28

14 15 16 17 18 19 20 21 22 23 24 25 26 27 28 29 30 31 32

$32 - 17 = \boxed{}$

$32 - 4 = \boxed{}$

The number closer to 32 is _____

VIII. Take four forward jumps of 10's and then four hops of 1's as shown below. Read and write the number you reach.

0 10 20 30 40 1 2 3 4

$10+10+10+10 +1+1+1+1 = 40 + 4 = \boxed{}$

Number Name: _____.

AZAAN INTERNATIONAL SCHOOL

Grade - II

Activity Sheet- I

Subject-E.V.S

Name: _____ Class: _____ Sec: _____

LESSON NO: 1. ABOUT ME

I. Fill in the blanks.

1. Hello! My name is _____ .

2. I am _____ years old.

1 2 3 4 5
6 7 8 9 0

3. I go to _____ School.



4. I live in _____ .

5. My hobby is _____ .



II. Write three of your favourite things in the blanks given below.

Fruits
1. _____
2. _____
3. _____

Vegetables
1. _____
2. _____
3. _____

Colours
1. _____
2. _____
3. _____

Animals
1. _____
2. _____
3. _____

Games
1. _____
2. _____
3. _____

Places
1. _____
2. _____
3. _____

III. Choose the answer which you like to do.

1. Would you rather play at ____? ()

- (a) The beach (b) in snow

2. Would you rather have a ____? ()

- (a) Monkey (b) a robot

3. Would you rather dress in ____? ()

- (a) Pink (b) Red

4. Would you rather receive ____? ()

- (a) Flower (b) balloons

IV. Colour the picture given below.



AZAAN INTERNATIONAL SCHOOL

Grade - II

Activity Sheet- II

Subject-E.V.S

Name: _____ Class: _____ Sec: _____

LESSON NO: 2. MY FAMILY

I. Identify the picture and fill in the blanks.

(A)



1. This is a _____ family.
2. It has _____ members.
3. Small family is also called as _____ family.

(B)



1. This is a _____ family.
2. It has _____ members.
3. Big family is also called as _____ family.

II. How do you call the following members of the family?

1. Father's mother _____

2. Mother's father _____
3. Father's sister _____
4. Aunt and Uncle's children _____

III. Write True and False for the following statements.

1. Your father's parents are your relatives. ()
2. Nuclear family has 10 members. ()
3. We send greeting cards to our relatives. ()
4. We do not enjoy together. ()
5. A joint family is a small family. ()
6. Besides vacation, all the family members meet at the weddings and festivals. ()

AZAAN INTERNATIONAL SCHOOL

Grade - II

Activity Sheet- III

Subject-EVS

Name: _____ Class: _____ Sec: _____

LESSON NO: 3. FUN WITH THE FAMILY &

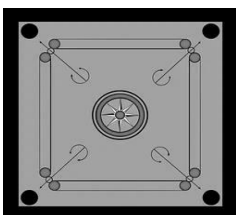
LESSON NO: 4. GROWING UP


I. Use words "We, like, don't, to" and complete any 5 sentences by looking at the pictures given below.

 <p>GO SWIMMING</p>	 <p>TRAVEL</p>	 <p>READ</p>	 <p>TAKE PHOTOS</p>
 <p>WATCH FILMS</p>	 <p>COOK</p>	 <p>HAVE PARTIES</p>	 <p>DO THE GARDENING</p>
 <p>RIDE BIKES</p>	 <p>PLAY BOARD GAMES</p>	 <p>GO SHOPPING</p>	 <p>DANCE</p>
<p>WE</p>	<p>LIKE</p>	<p>DON'T</p>	<p>TO</p>

1. _____.
2. _____.
3. _____.
4. _____.
5. _____.

II. Write whether the following images are indoor or outdoor games in the blanks given below.





III. Write four (4) sentences about what you want to do with your family during vacation.

IV. Look at the pictures and write different growing stages of human beings from the help box.

Old man teenager baby adult child



V. Draw , label and colour the different stages of a plant .

AZAAN INTERNATIONAL SCHOOL

Grade - II

Activity Sheet- I

Subject- HINDI

Name: _____ Class: _____ Sec: _____

I. नीचे दिए गए वर्णमाला की पूर्ति करिए

अ ----- इ ----- उ ----- ऋ ----- ऐ ----- औ -----

क ----- ग -----

च ----- ज ----- ञ

----- ठ ----- ण

त ----- द -----


प ----- ब ----- म

य ----- ल ----- श ----- स ----- क्ष ----- ज्ञ

II. नीचे दिए गए चित्रों को देखकर पहला अक्षर लिखे और रंग भरिए

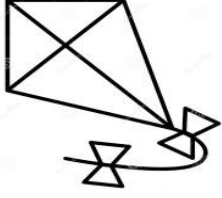


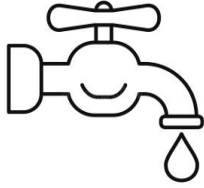












III. नीचे दिए गए व्यंजनों को सही क्रम में लिखिए

१. ड ण ट ढ ठ = -----


२. घ ङ ख ग क = -----

३. द न त ध थ = -----

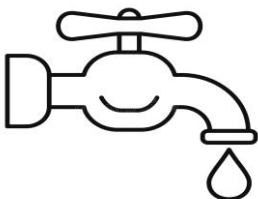
४. च झ ज ञ छ = -----

५. ब प म भ फ = -----

IV. नीचे दिए गए चित्रों को उनके शब्द से मिलान करिए



नल



मछली



छतरी




कमल




बतख

V. नीचे दिए गए चित्रों में रंग भरकर उसका नाम लिखिए

१.



२.



३.



AZAAN INTERNATIONAL SCHOOL

कक्षा :II

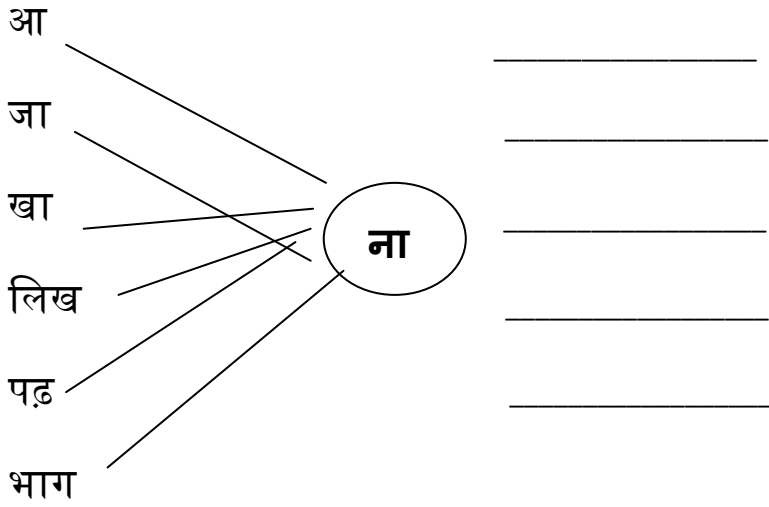
कार्य-पत्र - ३

विषय : हिंदी

Name: _____ Class: _____ Sec: _____

पाठ - १ सूरज

I. नीचे दिए गए अक्षरों को पहचानकर शब्द बनाकर लिखिए



II. 'अ' और 'आ' के दो-दो शब्द लिखिए

१. अ - _____
२. आ - _____

III. नीचे दिए गए शब्दों के उलटे अर्थ वाले शब्द छाँटकर लिखिए

रात पीछे उतरना तेज़-तेज़ असुंदर

१. चढ़ना - _____
२. दिन - _____
३. धीरे-धीरे - _____
४. आगे - _____
५. सुंदर - _____

IV. नीचे दिए गए शब्दों के एक जैसे आवाज़ वाले शब्द लिखिए_

१. आना - _____

२. सब - _____

३. जाती - _____

४. खोल - _____

५. चलता - _____

V. नीचे बाक्स में सूरज का चित्र बनाकर उसमें रंग भरिए_



	و		ط
	ه		ب
	ه		ب
	و		ط
	ا		ث

AZAAN INTERNATIONAL SCHOOL

Grade – II

ACTIVITY SHEET-II

Subject- URDU

Name: _____ Class: _____

Sec: _____

1- ایسے الفاظ جو ایک دوسرے سے نہیں جوڑے جاسکتے ہیں۔

	ا	د
	و	ط
	ر	ذ
	ا	ر
	ی	ز
	ے	ژ

2- ایسے الفاظ جو ایک دوسرے سے جوڑے جاسکتے ہیں۔

	ر	س
	و	ص
	ی	ک
	ے	ض
	ا	ط

	و	ظ
--	---	---

AZAAN INTERNATIONAL SCHOOL

Grade – II

ACTIVITY SHEET-III

Subject- URDU

Name: _____ Class: _____ Sec: _____

1- دیئے گئے حروف ان حروف (ا ، و ، ی ، ے) سے جوڑ ملائیے۔

				ع
				ذ
				ف
				ق
				ک
				گ
				ح
				م
				ن
				ہ
				ل

AZAAN INTERNATIONAL SCHOOL

Grade – II

ACTIVITY SHEET-IV

Subject- URDU

Name: _____ Class: _____ Sec: _____

1- الفاظ کی ضد کی جوڑ ملائیے۔

کل	ہم
تم	آج
رات	صبح
کالا	دن
شام	سفید

2- دیئے گئے الفاظ کو نقطے لگائیے۔

سام	آح	دن
حام	سب	حاند
ساوں	راحا	سان

AZAAN INTERNATIONAL SCHOOL

Grade – II

ACTIVITY SHEET-V

Subject- URDU

Name: _____ Class: _____ Sec: _____

1- دو چشمی والے حروف کو الگ الگ کر کے لکھیے۔

				پہل
				بہالو
				تہالی
				ٹھوکر
				جھاڑ
				چھتری

2- دو چشمی والے حروف کو جوڑ کر لکھیے۔

			ر	گھ
		ل	و	پھ
		ل	و	ٹھ
		ل	ا	کھ
	ی	ء	ا	بھ
	ا	ٹھ	ن	ٹھ